

Table of Contents

INTRODUCTION	1
SURVEY RESULTS	2
I. SOCIAL-DEMOGRAPHIC DATA	2
II. EFFECTIVENESS OF GOVERNMENT ACTIVITY	5
III. DISSEMINATION OF INFORMATION / MISINFORMATION	11
VI. INTERNAL POLITICAL SITUATION	14

INTRODUCTION

Within the period of March 11 to April 5, 2021, “Analytical Center on Globalization and Regional Cooperation” Non-Governmental Organization conducted a survey among internet users aiming to find out the public attitude on the following three main areas: A) the domestic political crisis and the options for its possible overcoming, B) the level of the spread of disinformation and the main reason for its spread, C) the level of the demand for constitutional reforms.

The purpose of the survey is to find out the attitude of the public towards the above-mentioned issues, to understand the public perceptions about the emergence of the mentioned issues, as well as possible solutions.

Taking into account the widespread of coronavirus in the country, at the meanwhile highly prioritizing the importance of obtaining comprehensive information that is the subject of the survey as well as experience of effective Internet use in the age of high technology, the only method for conducting survey was considered online survey conduction.

Placing the pre-designed closed questionnaire (questionnaire with answer options, from which the respondent chooses only one) on the Internet, technical guarantees foreseeing that a

respondent needs to enter an e-mail address to access the completion of the questionnaire, ensures that a person can participate in the survey only once and it can not be a fack user. A total of 604 repondents took part in the survey (below, the term respondent or questioned will be used, referring to the participants in the survey). Due to the peculiarity of the survey, it was impossible to pre-select and define the certain group of respondents, so an open call for participation in the survey was sent to as many Internet users as possible.

The polls were suspended after the answers of the last one hundred and fifty respondents fluctuated the overall picture of the survey by no more than one and a half percent.

The research sample was determined through statistical formula, which with the 95% confidence interval, and a $\pm 5\%$ margin of error was equivalent to 600 people. The public data of the Internet "World Stats" was accepted for the calculation, according to which in 2020 the total number of Internet users in Armenia was 2,126,716¹.

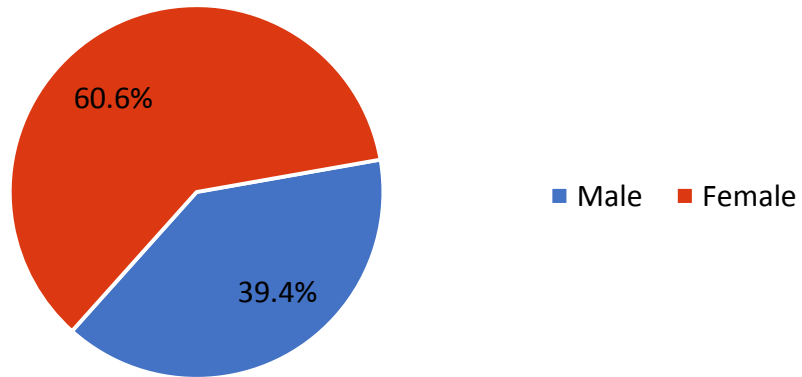
SURVEY RESULTS

I. SOCIAL-DEMOGRAPHIC DATA

Question 1. Your gander

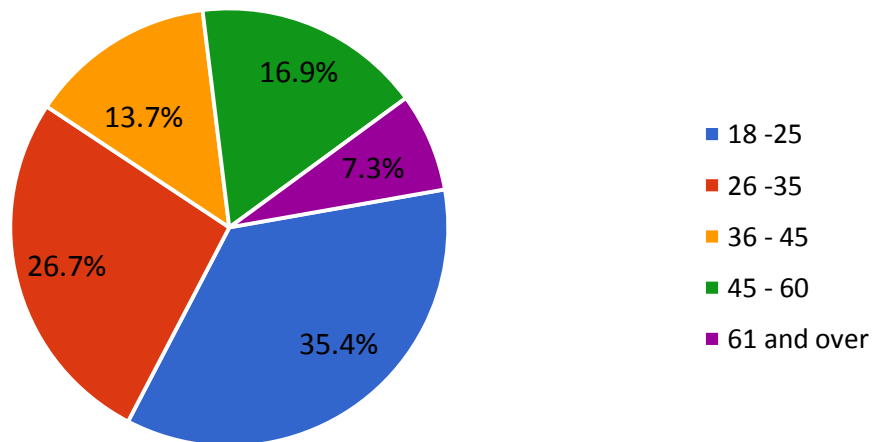
366 respondents or 60.6% of the total number of survey participants are female, only 238 or 39.4% are male.

¹ <https://www.internetworldstats.com/asia/am.htm>



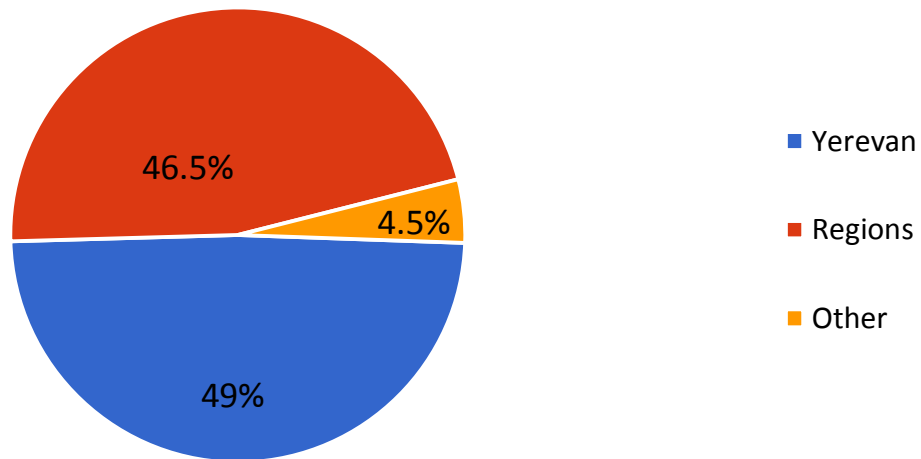
Question 2. Your age

Naturally, 18-25-year-olds were the most active in the polls, accounting for 35.4% of the total number of respondents, followed by 26-35-year-olds with 26.7%, and 45-60-year-old respondents whose overall percentage was 16.9% in total, while the total number of 13.7% 36-45 year olds are on the fourth place. Finally, the number of respondents over the age of 60 is on the fifth place with 7.3%.



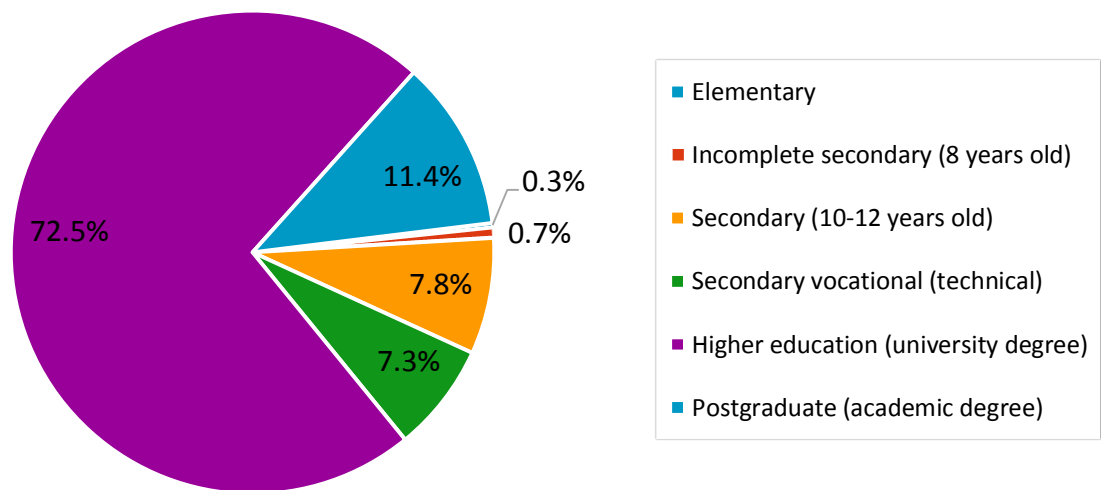
Question 3. Your place of residency

The distribution of survey participants was almost equal, in particular, 46.5% of respondents were in different regions of Armenia at the time of participating in the survey, and 49% in the capital city Yerevan, while 4.5% were outside Armenia at the moment of the survey.



Question 4. Your education

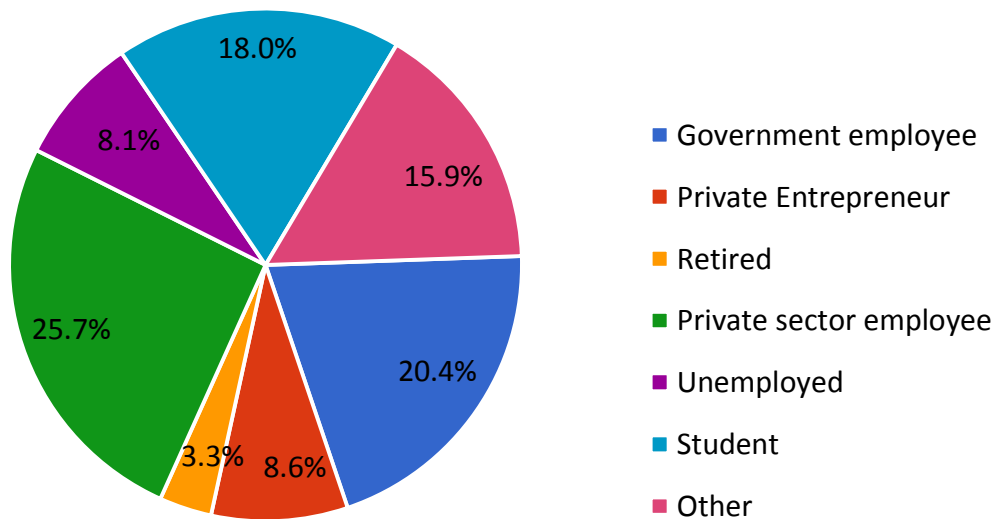
It is quite interesting to consider the educational level of the respondents. People with higher education are on the first place with 72.5%, people with postgraduate (scientific degree) are on the second place with 11.4% representation, people with secondary education are on the third place with 7.8%, persons with secondary vocational education are on the fourth place with 7.3% of participants. Persons with incomplete secondary education appeared on the penultimate place with 0.7% representatives, and the last place is occupied by the group of persons with primary education with 0.3%.



Question 5. Your occupation

Speaking about the occupation of the respondents, it should be noted that the most active were the employees of the private sector, whose participation was about a quarter of the total

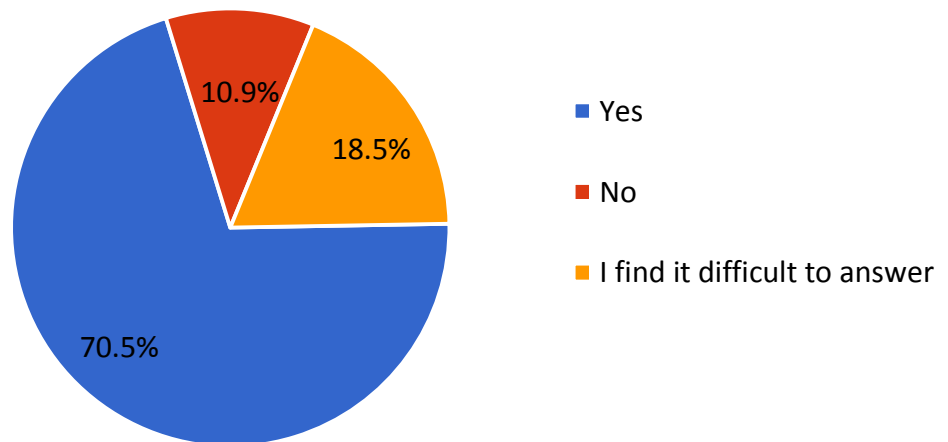
respondents, i.e. 25.7%, followed by the state employees with 20.4%, then the students 18 %, the fourth place is occupied by persons with “other occupation” (occupation not mentioned in the questionnaire) by 15.9%, the fifth and sixth places are shared by individual entrepreneurs with a small difference accordingly 8.6%, the unemployed persons by 8.1%, and the seventh place is occupied by pensioners - 3,3%.



II. EFFECTIVENESS OF GOVERNMENT ACTIVITY

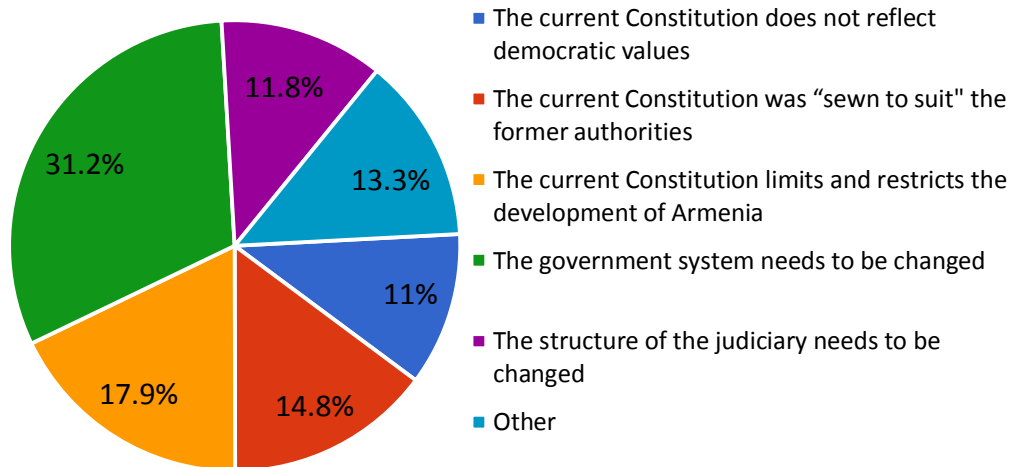
Question 6. What do you think whether there is a necessity in adoption of new Constitution?

Interestingly, the majority of respondents are unequivocally convinced that there is a necessity in a new Constitution, the number of such people is 70.5%, those who think that the Republic of Armenia does not need a new Constitution make 10.9%, and fewer people do not have certain opinion on this issue. Such respondents are 18.5%.



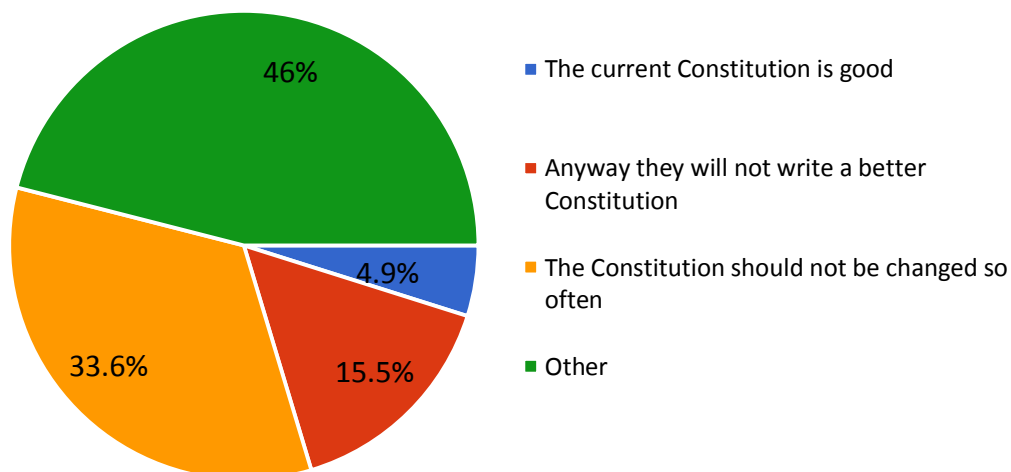
Question 6.1. Why it is necessary to amend the Constitution?

It is important to notice that those 70.5% of the respondents who said that a new Constitution is necessary, how augmented the reasons they gave for strengthening their position. Thus, the most often given answer was that the by new Constitution the government system should be changed. 31.2% of the respondents or 164 of the respondents agree with this position. The second group thinks that the adoption of the new Constitution will remove the restrictions and obstacles that the current Constitution creates for the development of Armenia. 17.9% of the respondents are in favor of such an opinion. The third most common opinion sounds as follows: The current Constitution was “sewn to suit” the former authorities, that is the reason why it should be changed. 14.8% of the respondents think so. 13.3% of the supporters of the change of the current main law, without mentioning a clear reason, stated that there are other reasons to think that the Constitution should be revised. On fifth place is the observation that the adoption of the new Constitution is fatal for the revision of judiciary system. This opinion is shared by 11.8% of respondents. Finally, 11% think that the current Constitution does not reflect democratic values and should be revised.



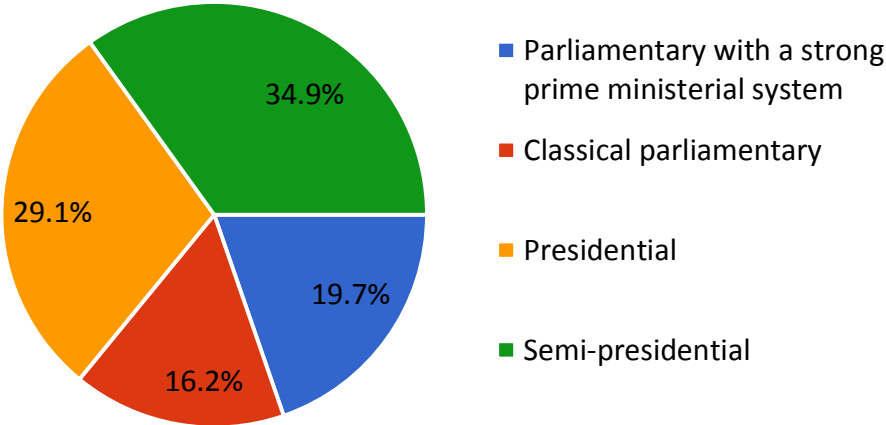
Question 6.2. Why it is not necessary to amend the Constitution?

This question was answered by those who gave a negative answer to Question 6 (only 226 respondents replied to 6.2. sub question), substantiating their view on why it is not necessary to change the current Constitution. It turned out to be a very special case, as almost half of the respondents, that is, 46% did not state a clear reason why it is not necessary to change the Constitution, choosing the "Other" field, without mentioning any clear reasoning. 33.6% of the respondents think that the Constitution should not be changed so often, and 15.5% think that the current authorities are not able to adopt a better Constitution, and only 4.9% of the respondents are confident that the current Constitution is good one.



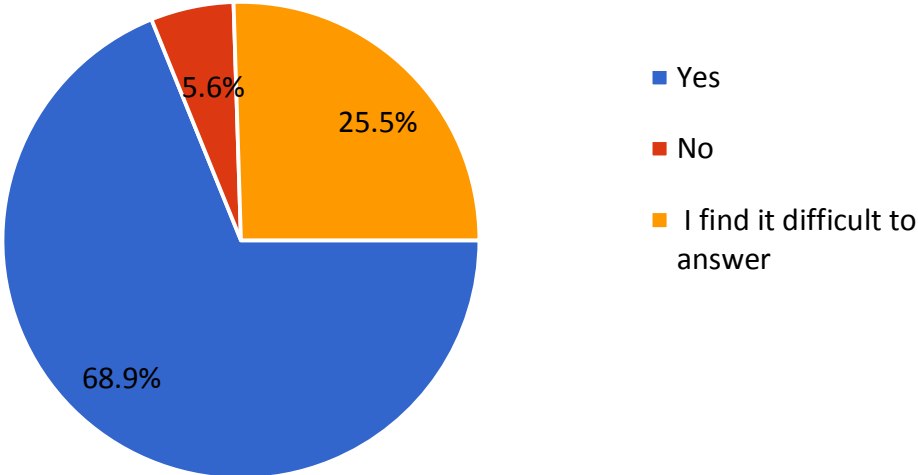
Question 7. What kind of government system do the country need?

Answering this question, about one third of the respondents, in particular 34.9%, stated that it is necessary to switch to a semi-presidential government system, followed by the group of respondents with 29.1%, who think that Armenia should switch to presidential administration. 19.7% are in favor of a parliamentary system of government with a strong prime ministerial system; only 16.2% claim that the classical parliamentary system is effective.



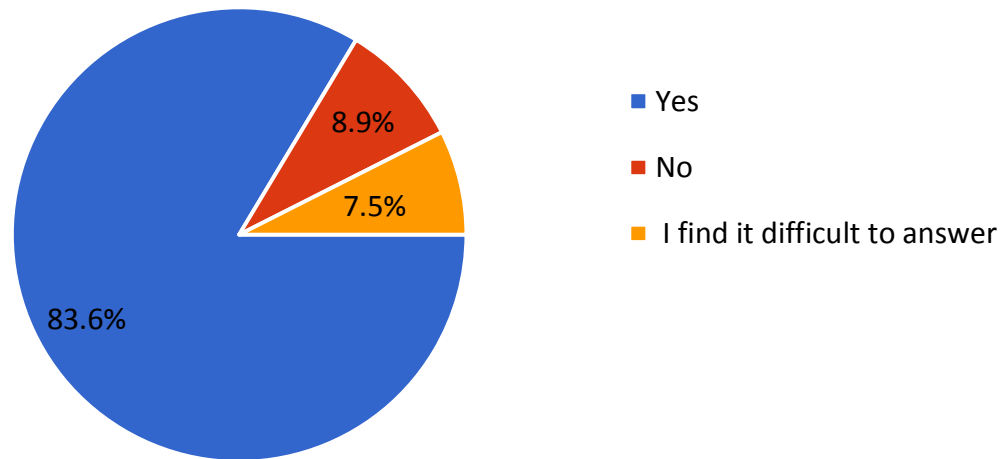
Question 8. Is it necessary to conduct lustration of officials?

68.9% of the citizens who answered this question, which is the vast majority, are convinced that "Yes" is necessary to have lustration of officials. About a quarter of respondents (25.5%) do not have clearly shaped attitude towards this issue, and only 5.6% think that lustration of officials should not be carried out.



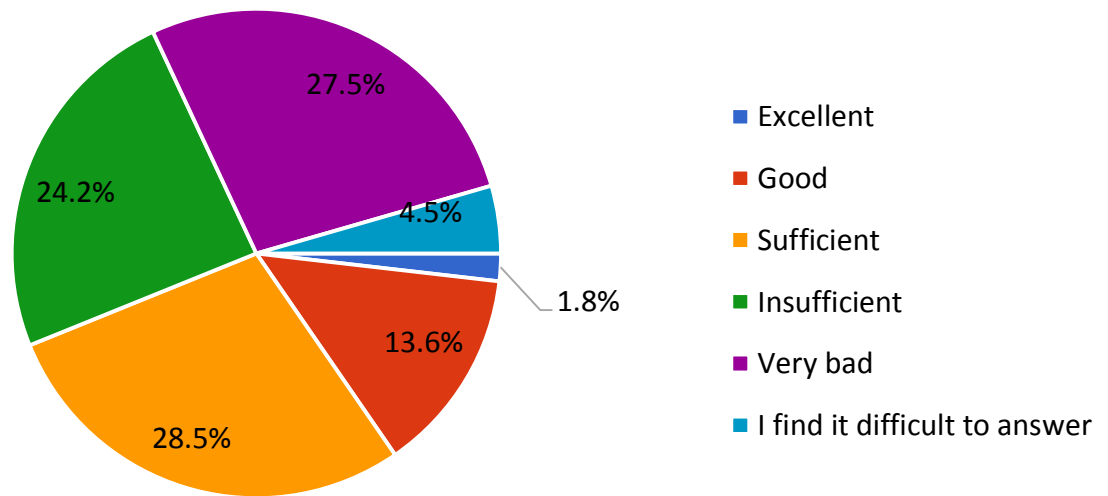
Question 9. Is it necessary to conduct a vetting of judges?

Answering this question, the participants of the survey unequivocally think that it is necessary to carry out a vetting of judges. 83.6% are of this opinion, only 8.9% think that there is no such need. In contrast to the question on the need for lustration of officials, in replying to which more than 25% of respondents did not have certain attitude towards, in this case the number of people who do not have a clear attitude is only 7.5%.



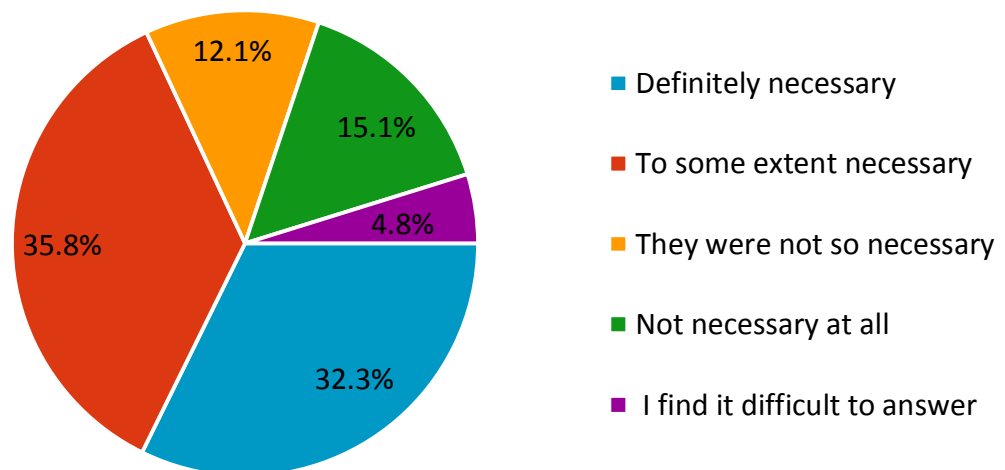
Question 10. How do you assess the work of the government in the fight against the Covid- 19 pandemic?

More than 50% of respondents rated the government's work in the fight against the Covid - 19 epidemic negative, of which 24.2% are convinced that the work was insufficient, and 27.5% - very bad. The government's efforts to manage the epidemic were considered satisfactory by 28.5% of respondents, and good, by a total of 13.6%. 4.5% found it difficult to answer the question. According to the survey, only 1.8% of respondents the Government's efforts were excellent.



Question 11. Some restrictions on human rights, such as freedom of speech, freedom of assembly, etc., were applied during the fight against coronavirus. In your opinion, to what extent were those restrictions necessary?

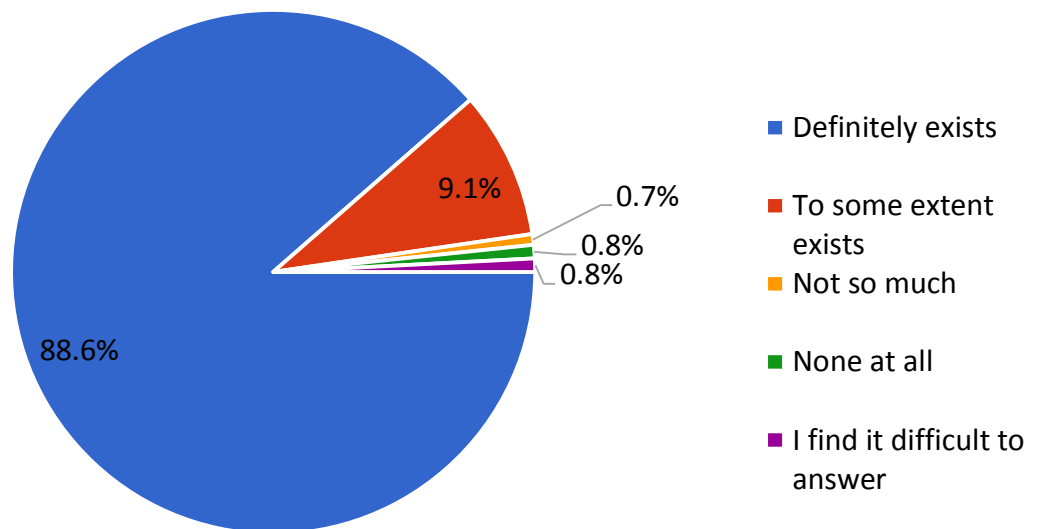
Interestingly, the majority of the public, about 68%, tend to think that restrictions were necessary, of which 35.8% thought that restrictions were necessary to some extent, and 32.3% were convinced that such restrictions were absolutely necessary. Only 15.1% were absolutely against application of any kind of restrictions, and 12.1% of the respondents thought that the application of such restrictions was not so necessary. 4.8% of the respondents found it difficult to answer the question.



III. DISSEMINATION OF INFORMATION / MISINFORMATION

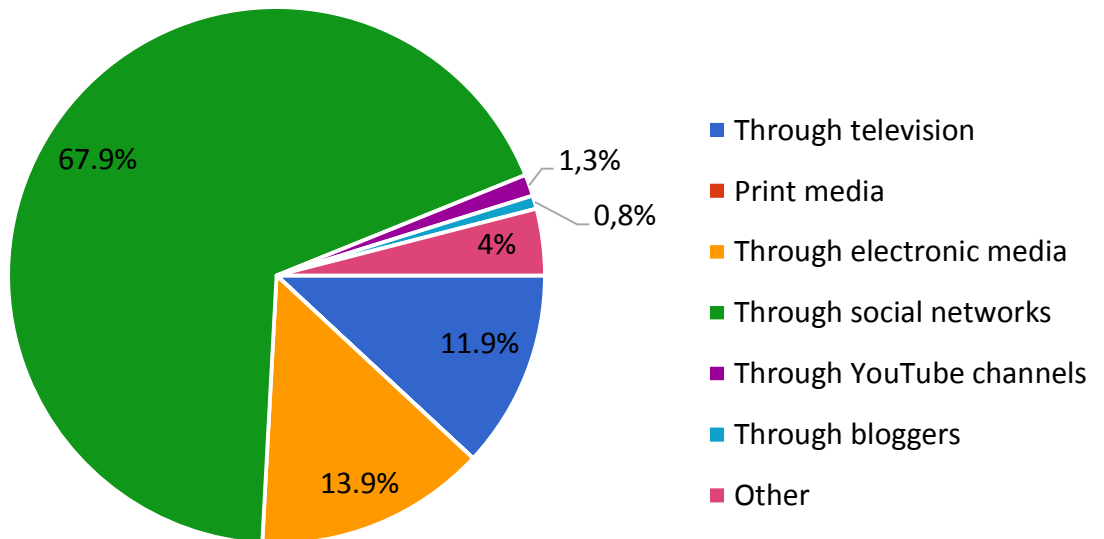
Question 12. In your opinion, is there a problem of spreading misinformation in Armenia today?

Almost 100% of the public agree that spread of misinformation causes real damage, in particular 88.6% think that such serious problem definitely exists, 9.1% say that "to some extent there is such an issue" 0.8% said that "there is no such problem at all" and another 0.8% did not have any clear attitude to this question. Only 0.7% of the respondents think that there is no problem of spreading misinformation in Armenia.



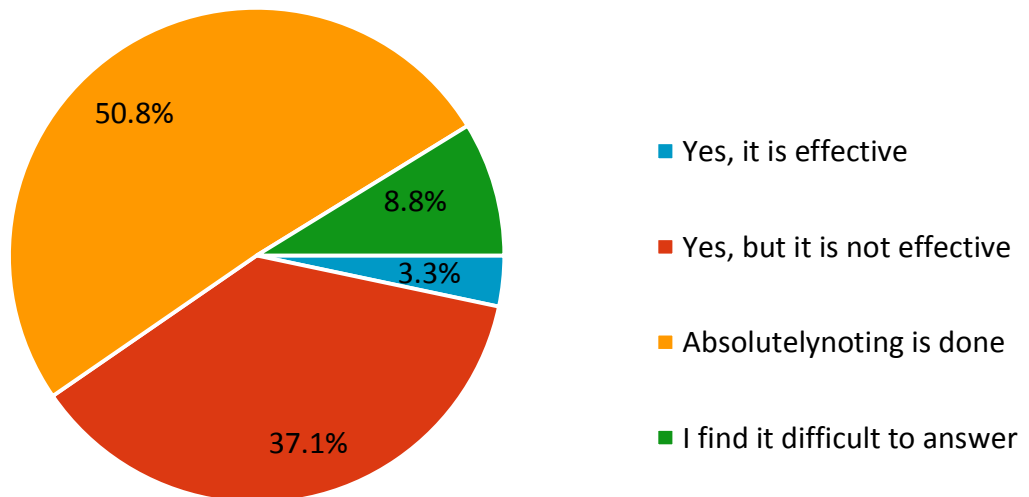
Question 12.1. If the answer is positive, please tell, what are the sources of spreading misinformation?

Those respondents, who thought that spread of misinformation is a serious challenge in Armenia, also answered the question identifying the means for disseminating misinformation. Interestingly, none of the respondents considered the print media as a means of disseminating misinformation, but 67.9% said that misinformation is spread through social networks, 13.9% believe that the source of misinformation is electronic media and 11.9% said that it is spread through television. According to 1.3% of the respondents, misinformation is spread through YouTube channels and 0.8% through bloggers. Field "Other" was chosen by 4% of respondents without specifying the methods of misinformation spreading.



Question 13. In your opinion, is there a fight against the spreading of misinformation in Armenia?

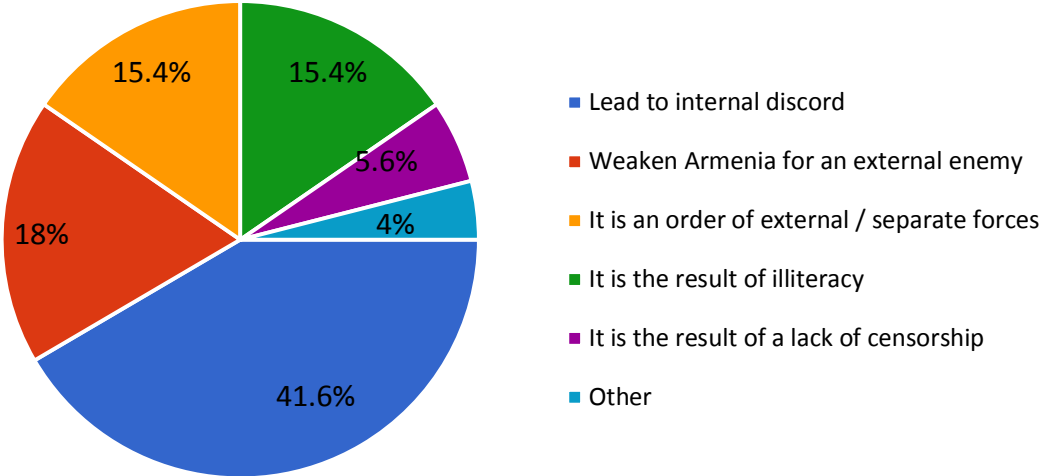
50.8% of the respondents think that there is no fight against the spread of misinformation in Armenia, while 37.1% think that there is a fight, but it is not effective. 8.8% do not have a clear opinion on this issue, and 3.3% of respondents are convinced that the authorities in Armenia are effectively fighting against disinformation.



Question 14. What do you think what is the main purpose of misinformation dissemination.

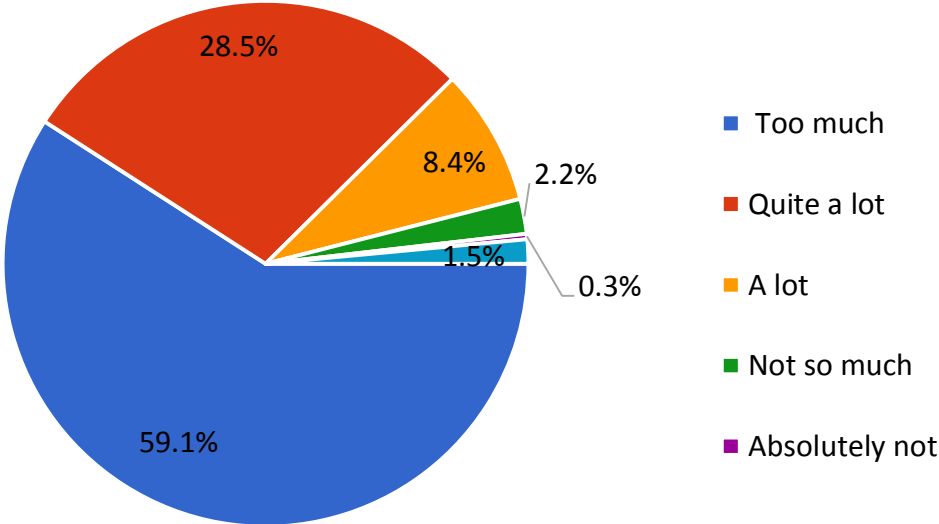
41.6% of the respondents think that the main purpose of spreading misinformation is to cause internal discord, in second place (18%) is the position that such a strategy is implemented to weaken Armenia against an external enemy, the third and fourth places are shared with 15.4%

of the two positions according to which the dissemination of misinformation is done "by the order of external / separate forces" and "It is the outcome of illiteracy". In the 5th place with 5.6% is the opinion that such a level of misinformation is the result of the lack of censorship. 4% of the respondents mentioned the "Other" field without specifying exact reason.



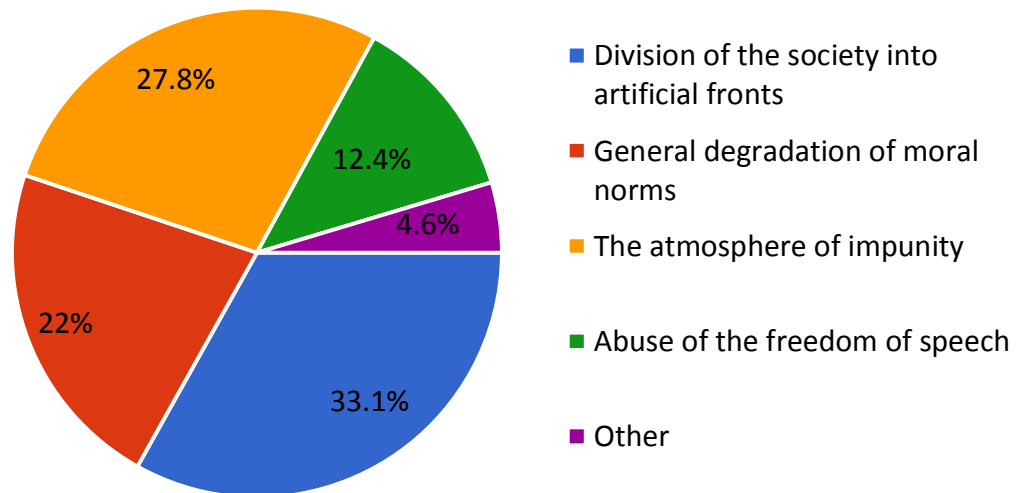
Question 15. In your opinion, is hate speech widely spread in Armenia today?

The absolute majority of the respondents - 59.1% are sure that hate speech is widely widespread in Armenia today, and 28.5% think that it is quite widespread. 8.4% of the respondents answered that hate speech is very common. It is interesting that respectively 2.2% and 0.3% of the respondents think that the hate speech is not so widespread in our country and even not spread at all. Only 1.5% of respondents find it difficult to answer this question.



Question 16. What do you think what is the reason for spreading the hate speech?

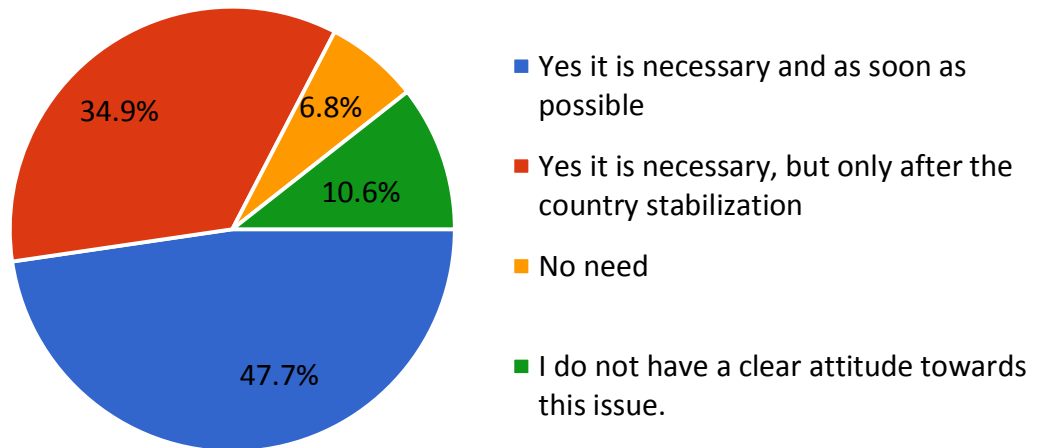
It is interesting to consider what justifications were presented by the respondents about the causes of artificial spread of hate speech in Armenia nowadays. Thus, the leading opinion is that such a situation has been created for the division of the artificial fronts in the country, that opinion is shared by 33.1% of the respondents. In second place with 27.8% is the approach that such volumes of hate speech are the result of the atmosphere of impunity in the country, and in third place with 22% is the view that it is the outcome of general immorality. In the fourth place is the view that the spread of hate speech is a direct result of the abuse of freedom of speech. The total number of supporters of this view was 12.4%. The “Other” option was chosen by 4.6% of the respondents.



VI. INTERNAL POLITICAL SITUATION

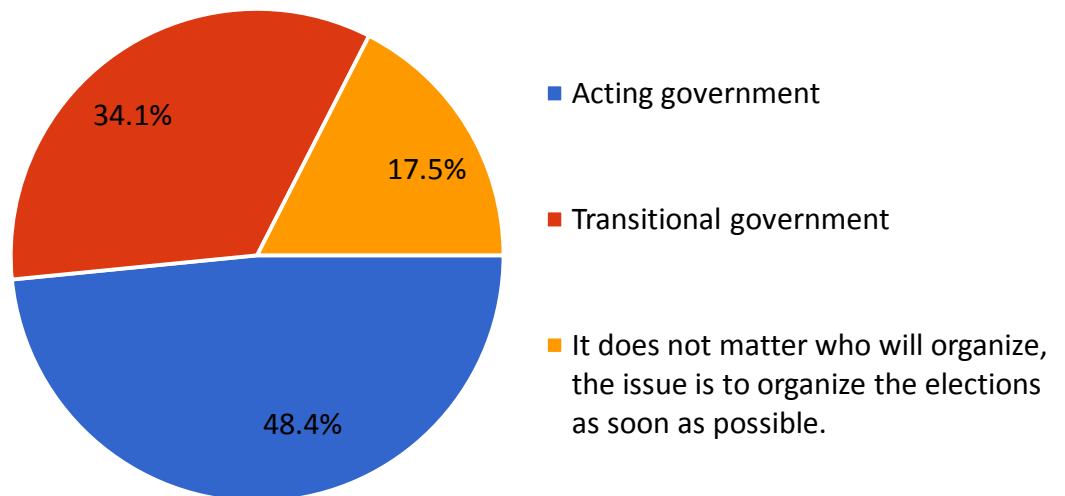
Question 17. In your opinion, is there a necessity to hold extraordinary parliamentary elections?

Almost half of the respondents, more precisely 47.7%, think that there is a need to hold extraordinary parliamentary elections as soon as possible, while 34.9% are convinced that there is a need for extraordinary elections, but only after the country will be stabilized. About 10.6% of the respondents do not have certain attitude towards this issue. It should be noted that only 6.8% of respondents believe that there is no need to hold extraordinary elections.



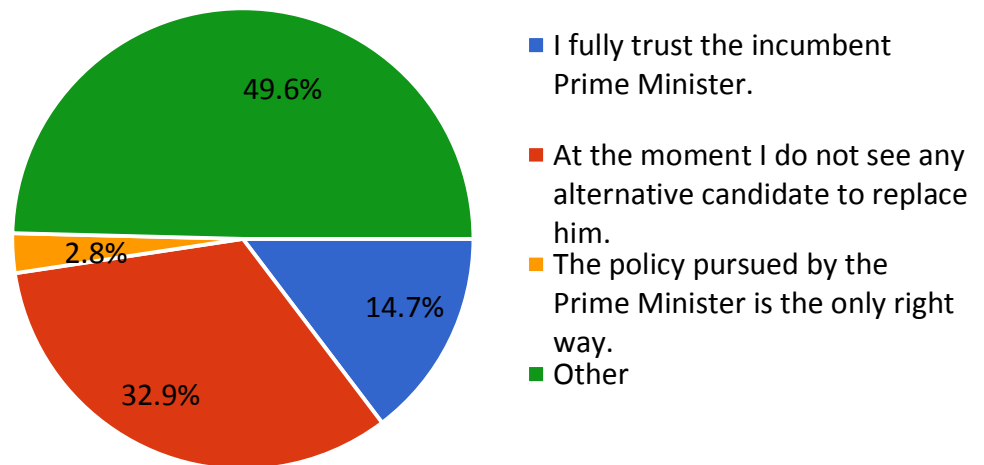
Question 17.1. If necessary, in your opinion, who should organize extraordinary elections?

The participants of the poll, who answered positively to the question on the necessity to hold extraordinary elections, also answered the question of who should organize the elections. In the first place is the opinion that the elections should be organized by the current government - 48.4%, in the second place - by 34.1% is the position according to which the elections can be entrusted only to the transitional government, and in the third place - 17,5% is the group of respondents who said that it does not matter who will organize, the only matter is to hold extraordinary elections as soon as possible.



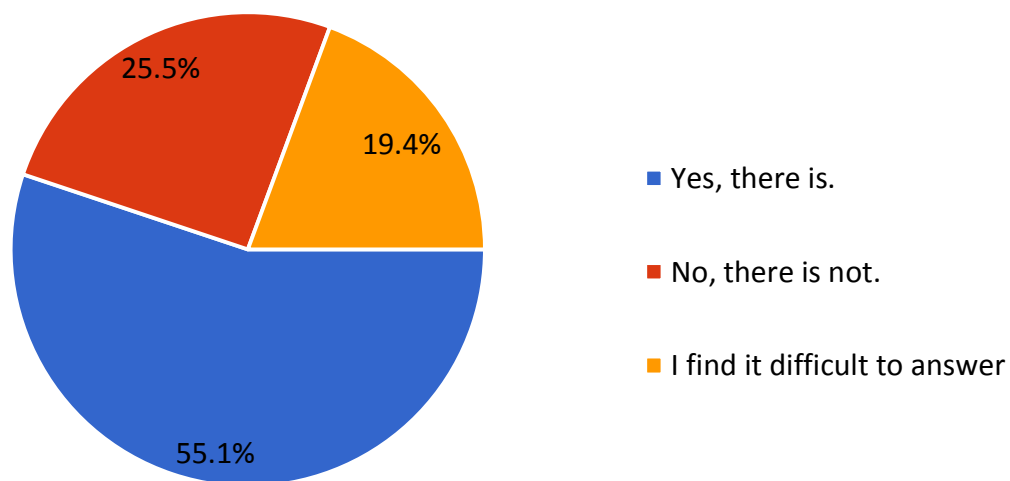
Question 17.2. If there is no necessity then why?

The group of respondents who think that there is no need to hold extraordinary elections also answered the question bringing justification on there is no need. It is interesting that almost half of the respondents that is 49.6%, chosen the "Other" field, without commenting on why there is no need to hold extraordinary elections in Armenia. And 32.9% (or 83 respondents) of respondents had an inner conviction that there is no need to hold parliamentary extraordinary elections, as they do not see an alternative to the incumbent Prime Minister at the moment. In third place, with 14.7%, is the reasoning that the lack of such a need is due to the full confidence in the incumbent Prime Minister, and 2.8% of respondents said that the policy pursued by the Prime Minister is the only right way. Therefore, there is no need to form a new parliament.



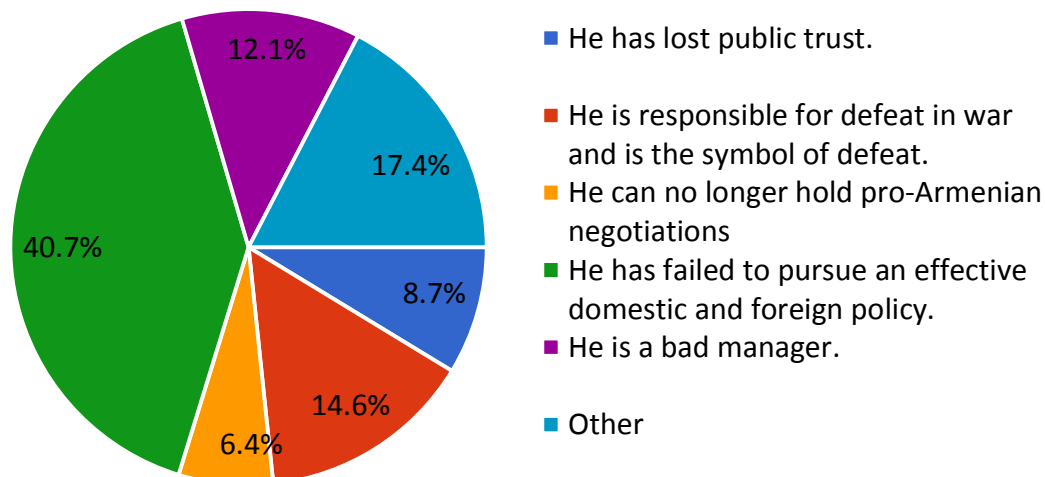
Question 18. In your opinion, is there a necessity for the resignation of the incumbent Prime Minister?

More than a half of the respondents that is 55.1%, are convinced that the resignation of the Prime Minister of the Republic of Armenia is an order, about a quarter - 25.5% think that there is no such need, and 19.4% found it difficult to answer this question.



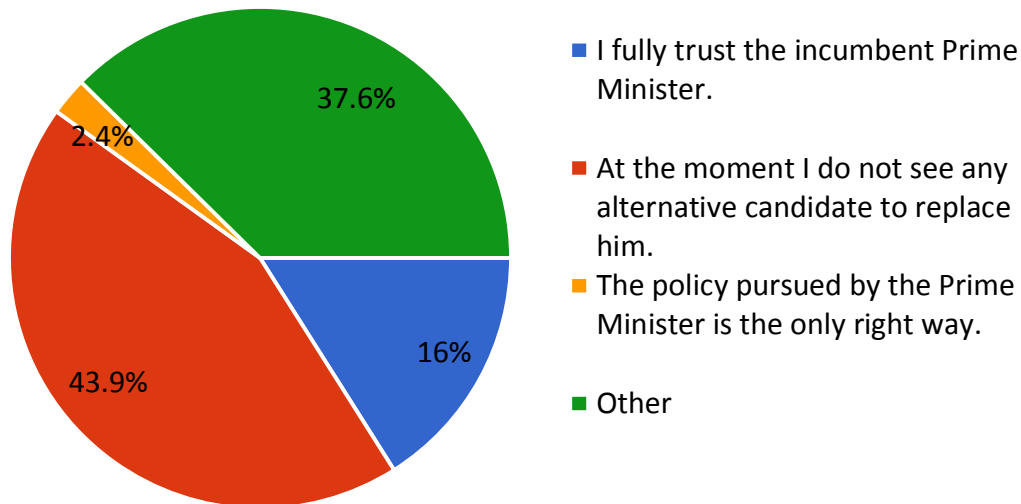
Question 18.1. If necessary, then why?

The respondents who answered positively to the question on the resignation of the Prime Minister of the Republic of Armenia also answered this question, aiming to clarify the main reason for the public demand for the resignation of the Prime Minister of the Republic of Armenia. Thus, the leading argument is that "He has failed to pursue an effective domestic and foreign policy." The number of supporters of this view was 40.7%. The "Other" field choosing group is in the second place with 17.4%, not worth mentioning that no private justification was mentioned. The third place is occupied by the opinion that "He is responsible for the defeat in the war and he is a symbol of defeat" with 14.6%. In fourth place is the justification, according to which the Prime Minister is a bad manager with 12.1%, and the fifth group of respondents expressed the opinion that the Prime Minister of the Republic of Armenia has lost the public trust. This opinion was shared by 8.7% of respondents. Finally, the position according to which the RA Prime Minister can no longer hold pro-Armenian negotiations is in the sixth place. This is the opinion of 6.4% of respondents.



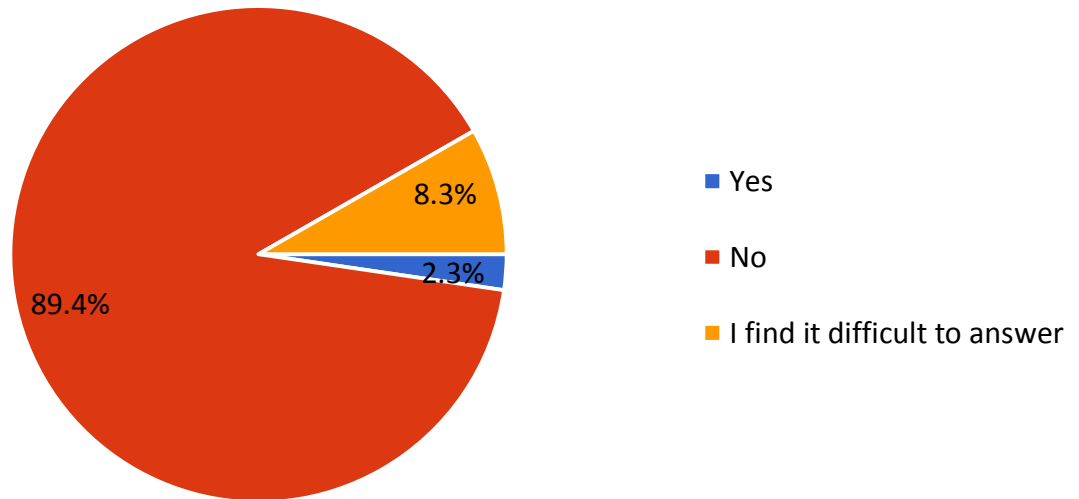
Question 18.2. If not necessary, then why?

The respondents who answered the question on the need for the resignation of the Prime Minister of the Republic of Armenia in the negative (25.5% of the total respondents) or did not have a clear opinion (19.4% of the total respondents) were requested to answer this question on why there is no need for the RA Prime Minister not to resign. About half of respondents that is 43.9%, do not see an alternative to Pashinyan at the moment, and 37.6% did not mention any justification, simply choosing the "Other" field, while 16% expressed their full support and confidence to the current Prime Minister. 2.4% think that the policy pursued by the Prime Minister is the only right way.



Question 19. In your opinion, has the Karabakh issue been finally resolved in this way?

The absolute majority of the respondents that is 89.4% or 540 participants are confident that the Nagorno Karabakh issue has not been resolved, 8.3% found it difficult to answer this question; only 2.3% of the respondents expressed the opinion that Nagorno Karabakh issue does not exist any more.



Question 20. In your opinion, what are the most important problem facing the Armenian people today?

The respondents chose the options presented in the questionnaire, identifying according to them which are the most important problem, the following picture appeared, which is presented in the form of both a chart and the table below.

I.	The return of Armenian prisoners of war	32%
II.	Rehabilitation of the Armenian Armed Forces	18,9%
III.	The economic crisis	12,1%
IV.	The resignation of the Prime Minister of the Republic of Armenia and the formation of a transitional government	9,9%
V.	Other	7,3%
VI.	Ensuring the security of Syunik region	6%
VII.	The resignation of the Prime Minister of the Republic of Armenia and conduction of extraordinary parliamentary elections	4,8%
VIII.	Finding the whereabouts of missing persons in the war or finding	4,6%

- their remains
- IX. Health rehabilitation injured persons in the war and providing them with social assistance 2,2%
- X. Reclaim lost lands 1,5%
- XI. Preventing the spread of coronavirus and eliminating its consequences 0,5%
- XII. Rising prices for items of first necessities 0,3%

In this case, it is impossible not to notice that for 63% of RA citizens the top three most important issues are the return of prisoners of war, the restoration of the potential of the RA Defense Army and the economic crisis, which might be explained by the fact that people in current situation want to restore direct consequences of the resent developments in Armenia, to ensure security and minimum social conditions. The respondents consider the remaining problems of less importance.

